

# High Frequency Ceramic Solutions

2.45 GHz, Matched Balun-Filter for CSR BC Series Chipset

P/N 2450FB15K0005

Detail Specification: 12/23/2010

Page 1 of 2

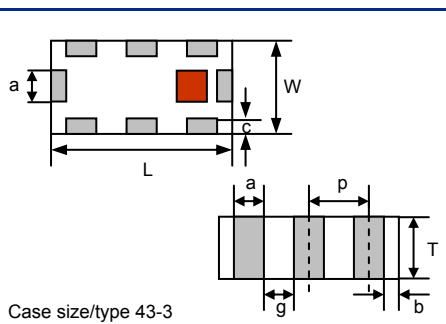
## General Specifications

Part Number	2450FB15K0005
Frequency (MHz)	2400~2500
Unbalanced Impedance	50 Ω
Differential Balanced Imp.	Conjugate match to CSR BC series Chipsets
Insertion Loss	3.5 dB max.
Return Loss	9.5 dB min.
Phase Difference	180° ± 10
Amplitude Difference	1.5 dB

Attenuation (dB)	48 min.@ 880~960MHz
	30 min.@1710~1880 MHz
	30 min.@1880~1990MHz
	25 min.@4800~5000MHz
	25 min.@7200~7500MHz
Operating Temperature	-40 to +85°C
Storage Temperature	+5 to +35°C, Hum. 45 to 75%RH, 12 mos. Max
Power Capacity	1 Watt max.
Reel Quantity	4000

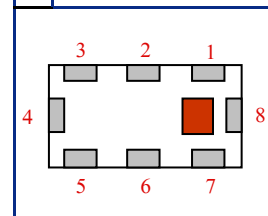
## Mechanical Dimensions

	In	mm
L	0.079 ± 0.008	2.00 ± 0.20
W	0.049 ± 0.008	1.25 ± 0.20
T	0.028 ± 0.004	0.70 ± 0.10
a	0.012 ± 0.004	0.30 ± 0.10
b	0.008 ± 0.004	0.20 ± 0.10
c	0.012 +.004/- .008	0.30 +0.1/-0.2
g	0.014 ± 0.004	0.35 ± 0.10
p	0.026 ± 0.002	0.65 ± 0.05



## Terminal Configuration

No.	Function
1	Unbalanced Port
2	NC or DC Feed**
3	NC
4	GND
5	Balanced Port
6	GND
7	Balanced Port
8	GND



## Mounting Considerations

\* Line width should be designed to match 50 Ω characteristic impedance, depending on PCB material and thickness.

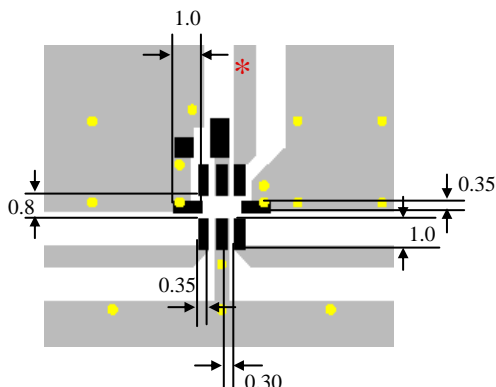
\*\* A 10pF by-pass capacitor to GND (or RF GND) should be connected when using DC-Feed feature

### Internal DC-Connections

Pin1 – Pin3

Pin2 – Pin5—Pin7

Pin4 – Pin6—Pin8



Units: mm

- Solder Resist
- Land
- Through-hole (φ0.3)

Johanson Technology, Inc. reserves the right to make design changes without notice.

All sales are subject to Johanson Technology, Inc. terms and conditions.



[www.johansontechnology.com](http://www.johansontechnology.com)

4001 Calle Tecate • Camarillo, CA 93012 • TEL 805.389.1166 FAX 805.389.1821

2010 Johanson Technology, Inc. All Rights Reserved

# High Frequency Ceramic Solutions

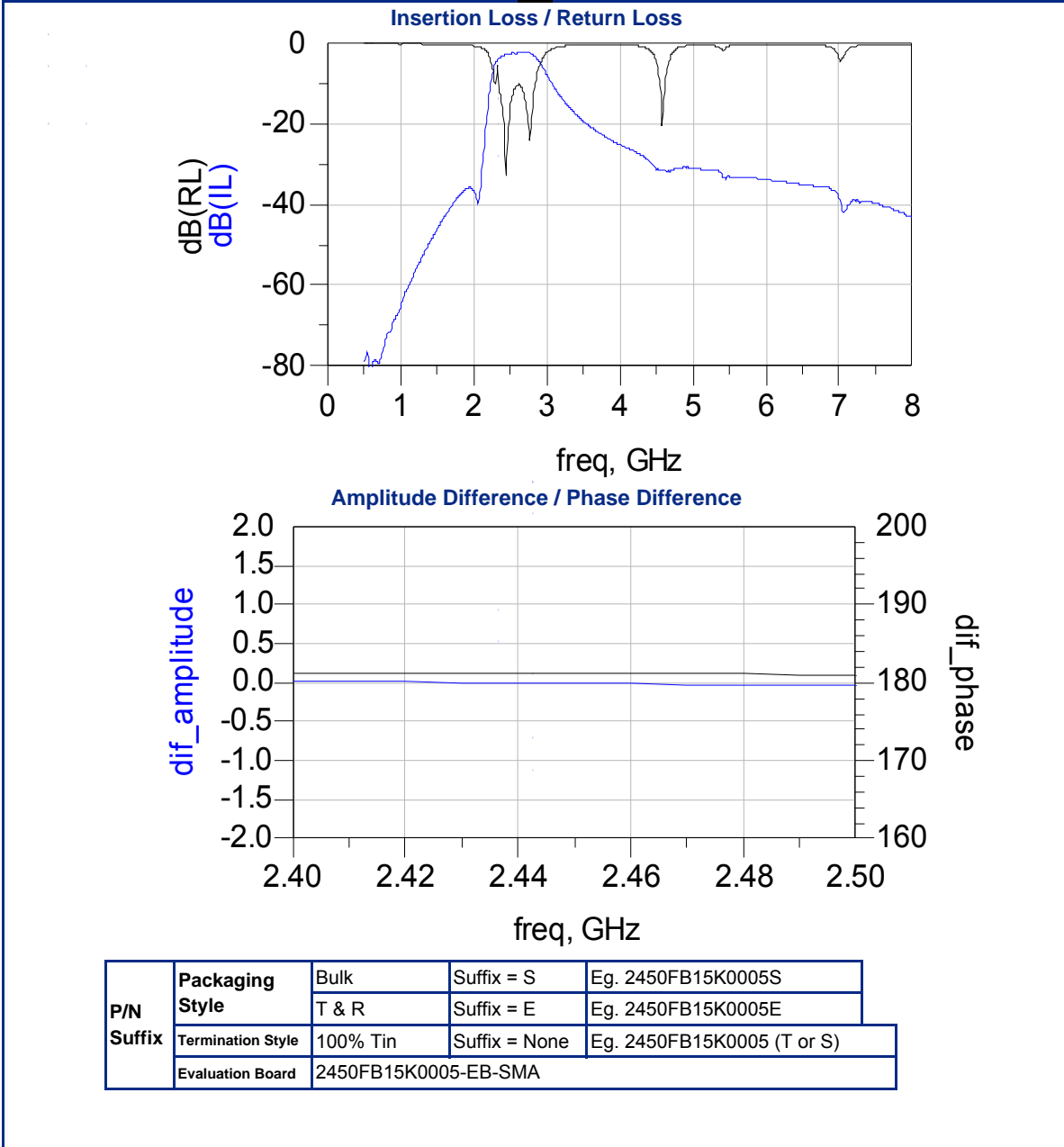
2.45 GHz, Matched Balun-Filter for CSR BC Series Chipset

P/N 2450FB15K0005

Detail Specification: 12/23/2010

Page 2 of 2

Typical Electrical Performance (T=25°C)



Johanson Technology, Inc. reserves the right to make design changes without notice.  
All sales are subject to Johanson Technology, Inc. terms and conditions.



[www.johansontechnology.com](http://www.johansontechnology.com)

4001 Calle Tecate • Camarillo, CA 93012 • TEL 805.389.1166 FAX 805.389.1821

2010 Johanson Technology, Inc. All Rights Reserved