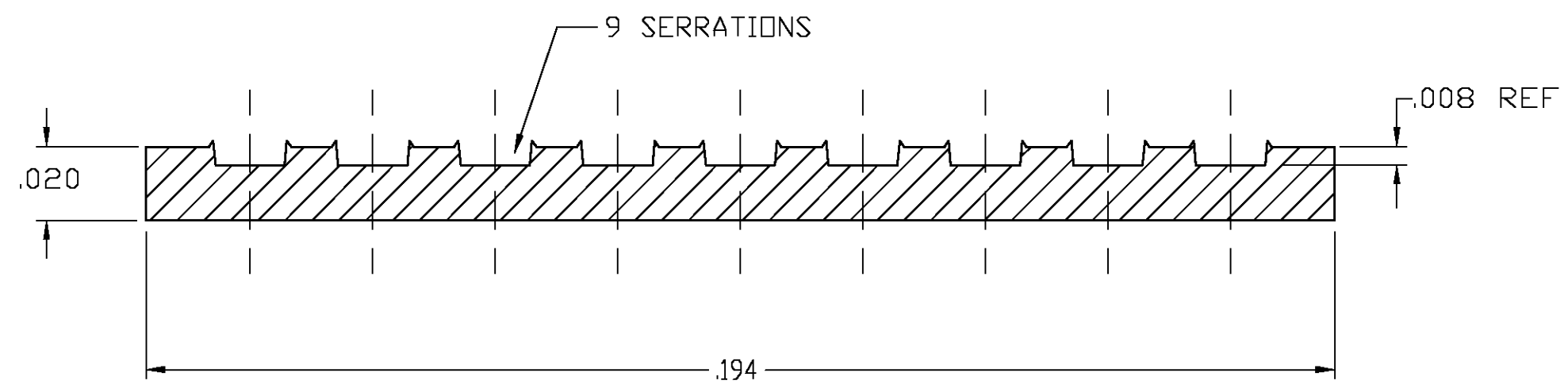
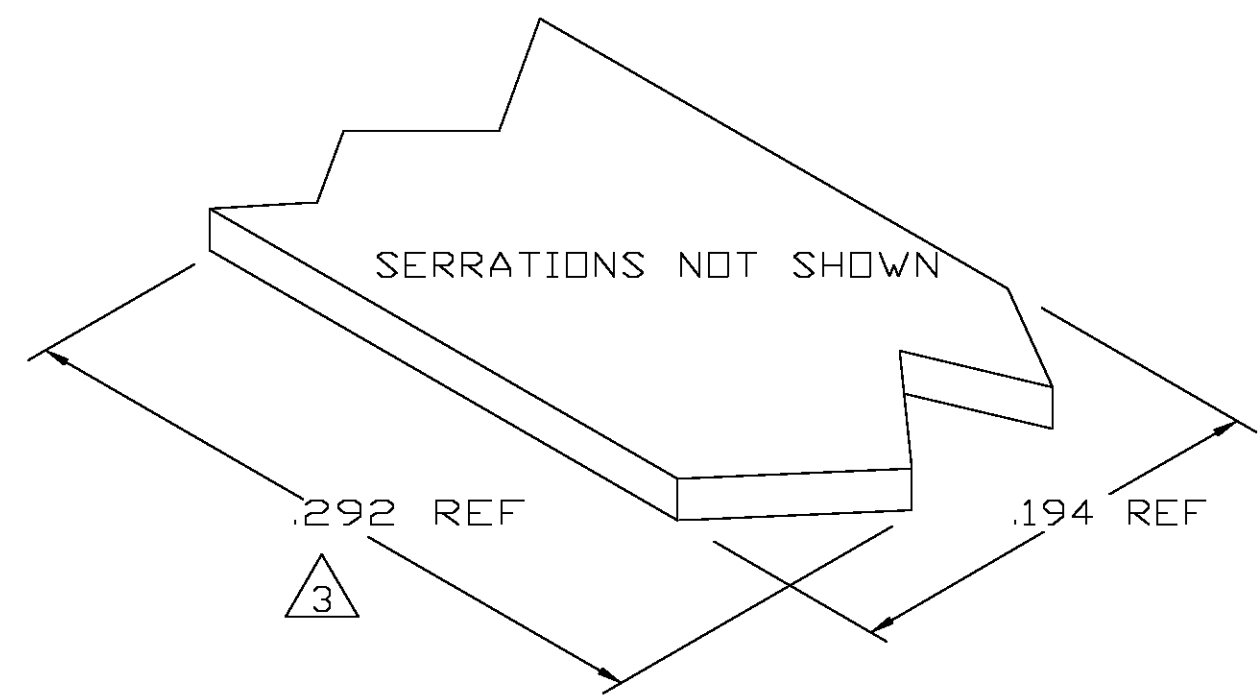


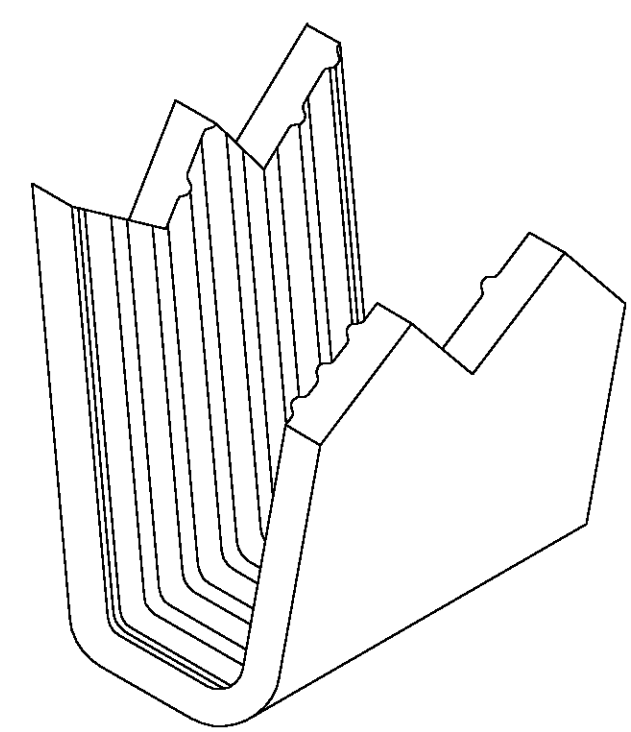
THIS DRAWING IS UNPUBLISHED. RELEASED FOR PUBLICATION
 © COPYRIGHT BY TYCO ELECTRONICS CORPORATION. ALL RIGHTS RESERVED.

LOC	DIST	REVISIONS					
		P	LTR	DESCRIPTION	DATE	DWN	APVD
AF	50			TRANSFERED TO TYCO FORMAT	21APR03	MF	EH

- 1 CRIMPBAND MATERIAL PROVIDED IN CONTINUOUS STRIP.
- 2 REFERENCE DESCRIPTIVE PART NUMBER L0618R20B.
- 3 BLANK LENGTH DETERMINED BY 061 TOOLSET.



TYP. CROSS SECTION



PARTIAL FORMED VIEW (REF)
FORMED BY APPLICATION TOOLING

1601608-1
PART NUMBER

THIS DRAWING IS A CONTROLLED DOCUMENT.		DWN MICHAEL S. FEHER 21APR2003	Tyco Electronics Corporation Harrisburg, PA 17105-3608	
DIMENSIONS: INCHES		CHK EDWARD HOWARD 21APR2003		
		APVD EDWARD HOWARD 21APR2003	NAME -	
TOLERANCES UNLESS OTHERWISE SPECIFIED:		PRODUCT SPEC	CRIMPBAND, MTM	
0 PLC ± -		APPLICATION SPEC	-	
1 PLC ± -		WEIGHT	SIZE	CAGE CODE
2 PLC ± -		NONE	A2	00779
3 PLC ± .005			DRAWING NO	C=1601608
4 PLC ± -		CUSTOMER DRAWING	SCALE	SHEET
ANGLES ± -			1:1	1
FINISH		RESTRICTED TO		REV
UNS C26000 BRASS		-		0

1601608