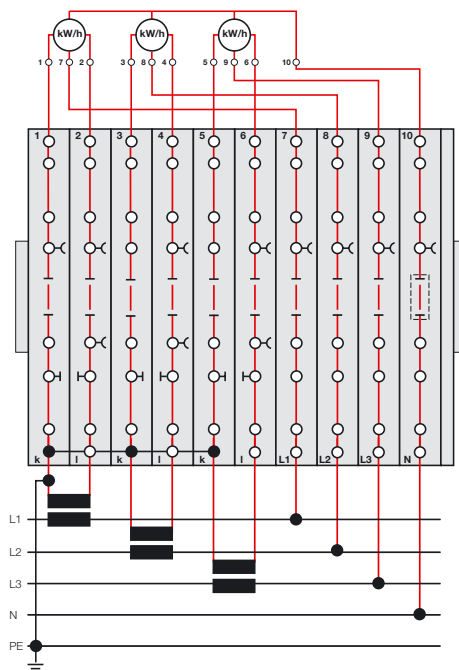

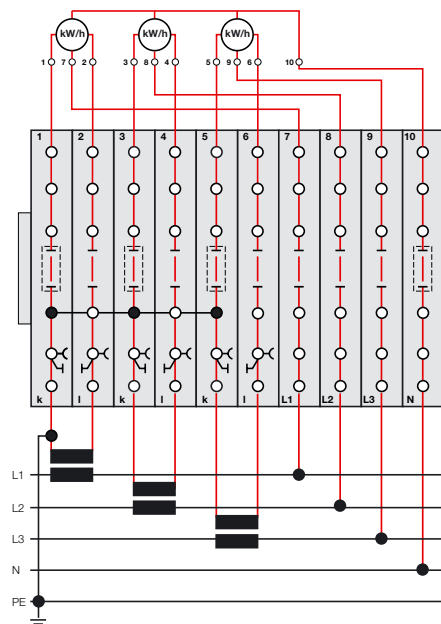



Feed-through-terminals for power supply

Disconnect test terminal block for counter reading with ZTL 6



Disconnect test terminal block for counter reading with WTL 6/3



Feed-through-terminal blocks for power supply

Pos.	Type	Cat. No.	Pcs.
1	ZEW TS 35	9540000000 (only TS 35)	2
1	EWK1	0206160000 (only TS 32)	2
2	ZTL 6	1771800000	10
3	KSBR/2	1771820000	3
4	STB 21.6 BE	1071000000	11
5	SSP ZTL 6	1771860000	1
6	ZTW ZTL 6	1771870000	1
7	BZT ZTL 6	1781140000	4

Optional for a better marking
(instead of 11 x Pos. 5):

Pos.	Type	Cat. No.	Pcs.
5	STB 21.6 BE	1071000000	4
8	STB 21.6 GE	1071010000	2
9	STB 21.6 GN	1071020000	2
10	STB 21.6 VI	1071030000	2
11	STB 21.6 BL	1071080000	1

Optional for a common internal K-point:

Pos.	Type	Cat. No.	Pcs.
12	ZQV 6/30*	1733640000	1

* shorten to 5 poles

Pos.	Type	Cat. No.	Cat. No.	Pcs.
1	WEW35/2/EWK1	1061200000	0206160000	2
2	WTL 6/3	1018800000	1018900000	10
3	STB 21.6 BE	1071000000	1071000000	14
4	SSP WTL	1604200000	1604200000	4
5	WKS 1/2	1604270000	1604270000	3

Optional for a better marking for WTL 6/3
(instead of 14 x pos. 3):

Pos.	Type	Cat. No.	Cat. No.	Pcs.
3	STB 21.6 BE	1071000000	1071000000	7
6	STB 21.6 GE	1071010000	1071010000	2
7	STB 21.6 GN	1071020000	1071020000	2
8	STB 21.6 VI	1071030000	1071030000	2
9	STB 21.6 BL	1071080000	1071080000	1

Optional for a common internal K point:

Pos.	Type	Cat. No.	Cat. No.	Pcs.
10	WQV 6/5	1062660000	1062660000	1

Terminals for power stations

Power station technology is safety technology – not only in nuclear power stations. All energy suppliers demand high standards of reliability, fault tolerance and the functionality of all power station components.

Weidmüller terminals exceed by far all technical requirements. In addition, a wide range of accessories is available.

Terminals for measurement technology

Measurement converter circuits require a high standard of lateral and cross-disconnect terminals, test points and cross-connections.

Being the leading supplier of terminal blocks, Weidmüller has developed special disconnect test terminals for power station applications in close co-operation with operators. These terminals permit the optimum realisation of all important circuits for the measurement of current, voltage and power.


Current transformer circuits must always have closed a secondary current circuit. The same applies to the exchange of information from measuring instruments or electricity meters and when carrying out reference measurements with external measuring instruments.

Practically every type of wiring solution can be solved with the longitudinal disconnect terminal WTL 6/1/STB, the feed-through terminal WTD 6/1 and with the help of the functionally designed accessories.

All circuits found in practice can be realised with WTL 6/3 terminals and only a few accessory parts.

The cross-connection slides are designed to be safe from finger-contact. The installation of two additional short-circuit bridges for the K-point distribution is possible. These are standard cross-connections, WQV 6/..., of the W-series that enable individual terminals to be skipped.

Due to the specially designed test sockets, either conventional test plugs or commercially available safety test plugs can be used.



Test point safe from finger-contact according to VGB 4 for WTL 6/3

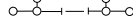
Another prime feature of WTL 6/3/STB: All screws, also those of the test sockets, can be operated with the same screwdriver.

The ZTL 6 terminal with tension-clamp technology combines the advantages - which have been proven billions of times - of the Weidmüller screw connection with high efficiency by reducing the time required for wiring. What is more, the ZTL 6 is functioning according to the proven principle of sliding longitudinal disconnect slide links of our successful current-transformer disconnect test terminals of the W- and SAK-series. Weidmüller's longitudinal disconnect terminals slide over the current bar - without wearing out the material. Even after frequent usage no stress marks are visible. This helps to keep low-resistance reproducible, even in aggressive industrial surroundings.

Disconnect test terminals



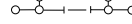
WTL 4/STB



32 A/6 mm²

6/62/40	10 mm/M 2.5/3.5 x 0.6

WTL 6/1/STB



57 A/10 mm²

8/65/48.2	12 mm/M 3.5/3 ¹ /4.0 x 0.8	


WTD 6/1



57 A/10 mm²

8/65/48.2	12 mm/M 3.5/3 ¹ /4.0 x 0.8	

WTQ 6/1/STB



57 A/10 mm²

8/65/48.2	12 mm/M 3.5/3 ¹ /4.0 x 0.8	

Max. technical data

Dimensions/approvals	
Width/length/height (mm)	with TS 35 x 7.5
Insulation stripping length/terminal screw/screwdriver blade	

Rated data VDE 0611 Part 1/8.92/IEC 60947-7-1

Rated voltage/current/cross-section	500 V ² /32 A/4 mm ²
Rated impulse voltage VDE 0110/pollution severity	6 kV/3

Further technical data

Tightening torque load	Nm	0.4...0.7
Torque setting with DMS 2 electric screwdriver		1

Clampable conductor

Solid H07V-U	mm ²	0.5...6
Stranded H07V-R	mm ²	1.5...4
Flexible H07V-K	mm ²	0.5...4
Flexible H07V-K with ferrule according to DIN 46 228/1	mm ²	0.5...4
Flexible H07V-K and AEH with plastic insul. collar	mm ²	0.5...4
Max. clamping range mm ² /gauge pin to IEC 60 947-7-1	Size	0.5...6 A 3
Continuous rating of cross-connection 2...5-pole	A	(QL 2...5) 32
Continuous rating of cross-connection 6...10-pole	A	(QL 6...10) 32

UL/CSA rated data

Voltage/current/conductor size	UL	300 V/28 A/26...10 AWG
Voltage/current/conductor size	CSA	300 V/28 A/26...10 AWG

Ordering data

Version	Qty.	Part No.	Qty.
With socket Ø4 mm	Wemid	Ø 2.3 mm	1754970000 50
Without socket	Wemid		1754960000 50

End plate/partition

Version	Type	Cat. No.	Qty.
Thickness 1.5 mm	ZAP/TW	1608740000	50
	ZAP/TW BL	1608750000	50
	ZAP/TW OR	1608760000	50
	Thickness 4 mm		

Small partition

TSch 2	0353660000	100
--------	------------	-----

Cross-connections

QL	WQV	2-pole	WQV 4/2	1051960000	50
		3-pole	WQV 4/3	1054560000	50
		4-pole	WQV 4/4	1054660000	50
		5-pole	WQV 4/5	1057860000	10
		10-pole	WQV 4/10	1052060000	20

QVS	QVSK 2		QVS 2	1319260000	20
-----	--------	--	-------	------------	----

WKS			BS M 3x22	1319900000	50
			VH 16	0309700000	50

WKB	QS2	VH			
-----	-----	----	--	--	--

Socket

Socket type StB 25 accepts test plug PS 4 in type WTL 6/1 disconnect terminals or type QS cross-connection plugs. The type StB 35 is used for simultaneous testing with inserted cross-connection slides (QVS). Instead of socket STB 21.6, screw SC M 3 x 8 can be used for WTL 6/3, if no socket is required.

STB 8.5 ø 2.0	0244600000	50
STB 8.5 ø 2.3	0280600000	50

STB 25 GE	0267200000	50
STB 25 GN	0271200000	50
STB 25 VI	0271300000	50
STB 35 GE	0389000000	50
STB 35 GN	0388900000	50
STB 35 VI	0389100000	50
STB 14	0169900000	50

STB 14	0169900000	50
--------	------------	----

STB 14	0169900000	50
--------	------------	----

Disconnect lock

SSP 4	1319360000	20
-------	------------	----

SSP 3	0531760000	100
-------	------------	-----

SSP 3	0531760000	100
-------	------------	-----

Test plug

PS 2.3	0180400000	20
--------	------------	----

PS 4	0299600000	20
------	------------	----

PS 4	0299600000	20
------	------------	----

PS 4	0299600000	20
------	------------	----

Marking tags

DEK	Standard	DEK 6	section "Accessories"
WS white	neutral	WS 12/6	1609900000 600
WS	indiv. printed	WS 12/6	1609910000 120

DEK 8	section "Accessories"	WS 12/6.5	1609920000 540
		WS 12/6.5	1609930000 108

DEK 8	section "Accessories"	WS 12/6.5	1609920000 540
		WS 12/6.5	1609930000 108

DEK 8	section "Accessories"	WS 12/6.5	1609920000 540
		WS 12/6.5	1609930000 108

1) for disconnect element
2) 400 V when used as disconnect test terminal

Disconnect test terminals

WTL 6/2



57 A/10 mm²

8/87/61.8	
-/M 3.5/3 ¹ /4.0 x 0.8	

500 V ² /41 A/6 mm ²	
6 kV/3	

0.8...1.6/0.5...0.8 ¹⁾	
3	

0.5...10	
1.5...10	
0.5...10	
0.5...6	
0.5...6	
0.5...10	A 5
63	
63	

300 V/45 A/20...8 AWG	
300 V/45 A/20...8 AWG	

	Qty.		Qty.
1017800000	50	1017700000	20

Type	Cat. No.	Qty.
------	----------	------

WKS 1/2	1604270000	50
WKS 1/3	1604290000	50
WKS 1/4	1604310000	50

WQV 6/2	1052360000	50
WQV 6/3	1054760000	50
WQV 6/4	1054860000	50
WQV 6/5	1062660000	50
WQV 6/10	1052260000	20

SSP WTL 6/2	1604200000	100
-------------	------------	-----

PS 4	0299600000	20
------	------------	----

DEK 8	section "Accessories"	
WS 12/6.5	1609920000	540
WS 12/6.5	1609930000	108

WTL 6/3/STB



57 A/10 mm²

8/87/64.8 (mit STB)	
-/M 3.5/3 ¹ /4.0 x 0.8	

500 V ² /41 A/6 mm ²	
6 kV/3	

0.8...1.6/0.5...0.8 ¹⁾	
3	

0.5...10	
1.5...10	
0.5...10	
0.5...6	
0.5...6	
0.5...10	A 5
63	
63	

300 V/45 A/20...8 AWG	
300 V/45 A/20...8 AWG	

	Qty.		Qty.
1018900000	50	1018800000	50

Type	Cat. No.	Qty.
------	----------	------

WKS 1/2	1604270000	50
WKS 1/3	1604290000	50
WKS 1/4	1604310000	50

SC M 3 x 8	1801990000	50
------------	------------	----

WQV 6/2	1052360000	50
WQV 6/3	1054760000	50
WQV 6/4	1054860000	50
WQV 6/5	1062660000	50
WQV 6/10	1052260000	20

STB21.6/H/GE	1071010000	50
STB21.6/H/GN	1071020000	50
STB21.6/H/VI	1071030000	50
STB21.6/H/VL	1071080000	50
STB21.6/H/DB	1071000000	50
STB21.6/H/SW	1071040000	50
STB21.6/H/RT	1778990000	50

SSP WTL 6/2	1604200000	100
-------------	------------	-----

PS 4	0299600000	20
------	------------	----

DEK 8	section "Accessories"	
WS 12/6.5	1609920000	540
WS 12/6.5	1609930000	108



Disconnect test terminals with tension-clamp technology

Max. technical data

Dimensions/approvals	
Width/length/height (mm)	with TS 35 x 7.5
Width/length/height (mm)	with TS 32
Insulation stripping length/terminal screw/screwdriver blade	

Rated data VDE 0611 Part 1/8.92/IEC 60947-7-1	
Rated voltage/current/cross-section	
Rated impulse voltage VDE 0110/1.89/pollution severity	

Further technical data	
Tightening torque load for disconnect slide link	Nm

Clampable conductor	
Solid H07V-U	mm ²
Flexible H07V-K	mm ²
Flexible H07V-K with ferrule according to DIN 46 228/1	mm ²
Flexible H07V-K and AEH with plastic insul. collar	mm ²
Max. clamping range mm ² /gauge pin to IEC 60 947-7-1	Size
Continuous voltage of cross-connection	V
Continuous current of cross-connection	A

UL/CSA rated data	
Voltage/current/conductor size	UL
Voltage/current/conductor size	CSA

Ordering data		Type
Without test socket screw		Wemid
With 1 test socket screw Ø 4 mm		Wemid
With 2 test socket screws Ø 4 mm		Wemid

End plate/partition (thickness 2 mm)		Wemid
		BE
		OR

Cross-connection		Current	Version
KSBR/2		10 A	2-pole
		10 A	3-pole
		10 A	4-pole

ZQV 6/4		41 A	2-pole
		41 A	3-pole
		41 A	4-pole
		41 A	30-pole

Screwdriver		insulated
SD 0.8x4.0	9008340000	1
SDI 0.8x4.0	9008400000	1

Test socket		Colour
STB 21.6		yellow
		green
		violet
		blue
		beige
		black
		red

Disconnect lock	
SPP/ZTL 6	

prevents undesired opening of the disconnect slide link

Test plug	
PS 4	

Marking tags		Print
		Tag carrier ¹⁾
DEK		Standard
WS		WS white neutral
		WS indiv. printed

1) Pluggable tag carrier for additional marking tags over cross-connections channel
2) 400 V when used as disconnect test terminal block

ZTL 6/STB



52 A/10mm²

8/106/47.5	
8/106/55	
13 mm/ - / -	

800 V ² /41 A/6 mm ²	
8 kV/3	

0.5...0.6	
-----------	--

0.5...10	
0.5...6	
0.5...6	
0.5...6	
0.5...10	A5
63	
10	

300 V/33 A/20...8 AWG	
300 V/33 A/20...8 AWG	

	Cat. No.	Qty.
ZTL 6	1771800000	50

Type	Cat. No.	Qty.
------	----------	------

ZTL 6/STB	1771950000	50
ZTW/ZTL 6	1771870000	20
ZTW/ZTL 6	1771880000	20

SD 0.8x4.0	9008340000	1
SDI 0.8x4.0	9008400000	1


STB21.6/H/GE	1071010000	50
STB21.6/H/GN	1071020000	50
STB21.6/H/VI	1071030000	50
STB21.6/H/VL	1071080000	50
STB21.6/H/DB	1071000000	50
STB21.6/H/SW	1071040000	50
STB21.6/H/RT	1778990000	50

SPP/ZTL 6	1771860000	100
-----------	------------	-----

PS 4	0299600000	20
------	------------	----

BZT ZTL 6	1781140000	20
DEK 8	section "Accessories"	
WS 12/6.5	1609920000	540
WS 12/6.5	1609930000	108

ZTD 6



52 A/10mm²

8/106/47.5	
8/106/55	
13 mm/ - / -	

800 V ² /41 A/6 mm ²	
8 kV/3	

0.5...0.6	
-----------	--

0.5...10	
0.5...6	
0.5...6	
0.5...6	
0.5...10	A5
63	
10	

300 V/33 A/20...8 AWG	
300 V/33 A/20...8 AWG	

	Cat. No.	Qty.
ZTD 6	1771810000	50

Type	Cat. No.	Qty.
------	----------	------

ZTD 6/STB	1771960000	50
ZTW/ZTL 6	1771870000	20
ZTW/ZTL 6	1771880000	20

SD 0.8x4.0	9008340000	1
SDI 0.8x4.0	9008400000	1

STB21.6/H/GE	1071010000	50
STB21.6/H/GN	1071020000	50
STB21.6/H/VI	1071030000	50
STB21.6/H/VL	1071080000	50
STB21.6/H/DB	1071000000	50
STB21.6/H/SW	1071040000	50
STB21.6/H/RT	1778990000	50

PS 4	0299600000	20
------	------------	----

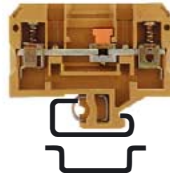
BZT ZTL 6	1781140000	20
DEK 8	section "Accessories"	
WS 12/6.5	1609920000	540
WS 12/6.5	1609930000	108

Power supply


Disconnect test terminals



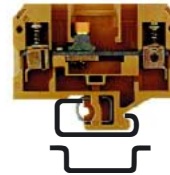
SAKT 1/LT SAKT 1/LT/35



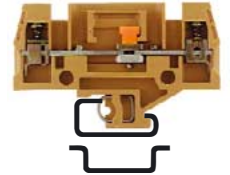
SAKT 1/DU 1 SAKT 1/35/DU 1



SAKT 1/QT 1 SAKT 1/35/QT 1



SAKT 2/LT SAKT 2/35/LT



Max. technical data

Dimensions/approvals		SAKT 1/LT		SAKT 1/DU 1		SAKT 1/QT 1		SAKT 2/LT			
Width/length/height (mm)	with TS 32	8/65/52.5	8/65/52.5	8/65/52.5	8/65/52.5	8/65/52.5	8/65/52.5	8/82/52.5			
Width/length/height (mm)	with TS 35 x 7.5	8/65/48.5	8/65/48.5	8/65/48.5	8/65/48.5	8/65/48.5	8/65/48.5	8/82/48.5			
Insulation stripping length/terminal screw/screwdriver blade		12 mm/M 3.5(3 ¹)/4.0 x 0.8	12 mm/M 3.5(3 ¹)/4.0 x 0.8	12 mm/M 3.5(3 ¹)/4.0 x 0.8	12 mm/M 3.5(3 ¹)/4.0 x 0.8	12 mm/M 3.5(3 ¹)/4.0 x 0.8	12 mm/M 3.5(3 ¹)/4.0 x 0.8	12 mm/M 3.5(3 ¹)/4.0 x 0.8			
Rated data VDE 0611 Part 1/8.92/IEC 60947-7-1		57 A/10 mm ²		57 A/10 mm ²		57 A/10 mm ²		46 A/10 mm ²			
Rated voltage/current/cross-section		500 V ² /41 A/6 mm ²	500 V ² /41 A/6 mm ²	500 V ² /41 A/6 mm ²	500 V ² /41 A/6 mm ²	500 V ² /41 A/6 mm ²	500 V ² /41 A/6 mm ²	500 V ² /41 A/6 mm ²			
Rated impulse voltage VDE 0110/1.89/pollution severity		6 kV/3	6 kV/3	6 kV/3	6 kV/3	6 kV/3	6 kV/3	6 kV/3			
Further technical data		0.8...1.6/0.5...0.8 ³⁾		0.8...1.6		0.8...1.2/0.5...0.8 ³⁾		0.8...1.6/0.5...0.8 ³⁾			
Tightening torque load	Nm	3	3	3	3	3	3	3			
Torque setting with DMS 2 electric screwdriver											
Clampable conductor		0.5...10		0.5...10		0.5...10		0.5...10			
Solid H07V-U	mm ²	1.5...10	1.5...10	1.5...10	1.5...10	1.5...10	1.5...10	1.5...10			
Stranded H07V-R	mm ²	0.5...6	0.5...6	0.5...6	0.5...6	0.5...6	0.5...6	0.5...6			
Flexible H07V-K	mm ²	0.5...6	0.5...6	0.5...6	0.5...6	0.5...6	0.5...6	0.5...6			
Flexible H07V-K with ferrule according to DIN 46 228/1	mm ²	A 5	A 5	A 5	A 5	A 5	A 5	A 5			
Plug gauge according to 60 947-7-1	Size	(QL 2...5) 47	(QL 2...5) 47	(QL 2...5) 47	(QL 2...5) 47	(QL 2...5) 47	(QL 2...5) 47	(QL 2...5) 47			
Continuous rating of cross-connection	2...5-pole	(QL 6...10) 36	(QL 6...10) 36	(QL 6...10) 36	(QL 6...10) 36	(QL 6...10) 36	(QL 6...10) 36	(QL 6...10) 36			
Continuous rating of cross-connection	6...10-pole										
UL/CSA rated data		300 V/25 A/26...8 AWG		300 V/25 A/26...8 AWG		300 V/25 A/26...8 AWG		300 V/25 A/26...8 AWG			
Voltage/current/conductor size	UL										
Voltage/current/conductor size	CSA										
Ordering data		Type	Qty.	Type	Qty.	Type	Qty.	Type	Qty.		
Without test socket screw	KrG	0269120000	50	0105420000	50	0550420000	50	0445420000	50		
With open back wall for cross-connection	KrG			0195620000	50	0105820000	50				
With 4 test socket screws ø 4 mm ⁴⁾	KrG							0437720000	50		
With 2 test socket screws ø 4 mm	KrG	0437920000	50	0105620000	50			0106020000	50		
With 2 test socket screws ø 2.3 mm	KrG							0330620000	50		
With 1 test socket screw ø 2.3 mm	KrG							0105920000	50		
With 2 test socket screws ø 2.0 mm	KrG										
With 1 test socket screw ø 2.0 mm	KrG										
End plate/partition/small partition (thickness in mm)		Type	Cat. No.	Qty.	Type	Cat. No.	Qty.	Type	Cat. No.	Qty.	
AP	KrG	AP (3.0)	0146720000	20	AP (3.0)	0146720000	20	AP (3.0)	0146720000	20	
	KrG	TW (3.0)	0242920000	20	TW (3.0)	0242920000	20	TW (3.0)	0242920000	20	
TSch 2	PA	AP (1.5)	0146760000	20	AP (1.5)	0146760000	20	AP (1.5)	0146760000	20	
	PA	TW (1.5)	0242960000	20	TW (1.5)	0242960000	20	TW (1.5)	0242960000	20	
	HP	TW (0.5)	0474700000	20	TW (0.5)	0474700000	20	TW (0.5)	0474700000	20	
	TSch 2	TSch 2	0353660000	100	TSch 2	0353660000	100	TSch 2	0353660000	100	
		TSch 2 orang.	0132460000	100							
Cross-connections		2-pole	QL 2	0194300000	50	QL 2	0194300000	50	QL 2	0194300000	50
	3-pole	QL 3	0194400000	50	QL 3	0194400000	50	QL 3	0194400000	50	
	4-pole	QL 4	0194500000	50	QL 4	0194500000	50	QL 4	0194500000	50	
	5-pole	QL 10	0338300000	20	QL 10	0338300000	20	QL 10	0338300000	20	
	10-pole	BSM 3x20 Cu	0377100000	100	BSM 3x20 Cu	0377100000	100	BSM 3x20 Cu	0377100000	100	
QVS	QVSK 2	VH 12	0249000000	100	VH 12	0249000000	100	VH 12	0249000000	100	
		QVS 2	0307300000	20	QVS 2	0307300000	20	QVS 2	0307300000	20	
WKS	QS 2	QVSK 2	1670360000	20	QVSK 2	1670360000	20	QVSK 2	1670360000	20	
		QVS 3	0329300000	20	QVS 3	0329300000	20	QVS 3	0329300000	20	
WKB		QVS 4	0307400000	20	QVS 4	0307400000	20	QVS 4	0307400000	20	
		BS 25 blank	0334700000	50	BS 25 blank	0334700000	50	BS 25 blank	0334700000	50	
		VH 19	0318000000	50	VH 19	0318000000	50	VH 19	0318000000	50	
		QS 2	0270960000	20	QS 2	0270960000	20	QS 2	0270960000	20	
Switchable cross-connecting link						QB 2	0205700000	50			
						QB 3	0205800000	50			
						QB 4	0205900000	50			
						QB 10	0343800000	20			
Disconnect lock		SSP 3	0531760000	100	SSP 3	0531760000	100	SSP 3	0531760000	100	
Socket		STB14	0169900000	50	STB14	0169900000	50	STB14	0169900000	50	
Marking tags		DEK	Standard	DEK 6.5	section "Accessories"	DEK 6.5	section "Accessories"	DEK 6.5	section "Accessories"	DEK 6.5	section "Accessories"

1) for disconnect element

2) 400 V when used as disconnect test terminal block

3) Tightening torque range for disconnect element

4) Rated voltage 125 V; with AP 400 V

Disconnect test terminals

SAKT 4/LT SAKT 4/35/LT



41 A/6 mm²
 6/57.5/42.5
 6/57/40
 10 mm/M 2.5/3.5 x 0.6
 400 V/32 A/4 mm²
 6 kV/3
 0.4...0.7
 1
 0.5...6
 1.5...4
 0.5...4
 0.5...4
 A 3
 (Q 2...10) 27

Qty.	Qty.
0254120000 50	1272420000 50

0254420000 50 1289920000 50

0310320000 50 1272520000 50

0254220000 50 StB links

Type	Cat. No.	Qty.
AP (1.5)	0244920000	20

TW (0.5) 0474700000 20

TSch 2 0353660000 100

QL 2 0155900000 100

QL 3 0156000000 100

QL 4 0156100000 50

QL 10 0338100000 20

BS M 3x15 Cu 0377200000 100

VH 8 0266700000 100

QVS 2 1319260000 20

BS M 3 x 22 1319900000 50

VH 16 0309700000 50

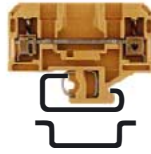
SSP 4 1319360000 20

STB 8.5 ø 2.0 0244600000 50

STB 8.5 ø 2.3 0280600000 50

DEK 6.5 section "Accessories"

SAKT 4/DU



41 A/6 mm²

 6/57.5/42.5
 6/57/40
 10 mm/M 2.5/3.5 x 0.6
 400 V/32 A/4 mm²
 6 kV/3
 0.4...0.7
 1
 0.5...6
 1.5...4
 0.5...4
 0.5...4
 A 3
 (Q 2...10) 27

300 V/20 A/22...12 AWG
 300 V/20 A/26...10 AWG

Qty.	Qty.
0246320000 50	

Type	Cat. No.	Qty.
AP (1.5)	0244920000	20

TW (0.5) 0474700000 20

TSch 2 0353660000 100

QL 2 0155900000 100

QL 3 0156000000 100

QL 4 0156100000 50

QL 10 0338100000 20

BS M 3x15 Cu 0377200000 100

VH 8 0266700000 100

QVS 2 1319260000 20

BS M 3 x 22 1319900000 50

VH 16 0309700000 50

SSP 4 1319360000 20

STB 8.5 ø 2.0 0244600000 50

STB 8.5 ø 2.3 0280600000 50

DEK 6.5 section "Accessories"

Disconnect test terminals

SAKA 10




SAKB 10



SAKC 4 SAKC 4/35



SAKC 10 SAKC 10/35



Dimensions/approvals

Width/length/height (mm)	with TS 32	
Width/length/height (mm)	with TS 35 x 7.5	
Insulation stripping length/terminal screw/screwdriver blade		

Rated data

Rated voltage/current/cross-section	500 V/47 A/10 mm ²
Rated impulse voltage VDE 0110/1.89/pollution severity	6 kV/3

Further technical data

Tightening torque load	Nm	1.2...2.4
Torque setting with DMS 2 electric screwdriver		4

Clampable conductor

Solid H07V-U	mm ²	0.5...10
Stranded H07V-R	mm ²	1.5...10
Flexible H07V-K	mm ²	0.5...10
Flexible H07V-K with ferrule according to DIN 46 228/1	mm ²	0.5...10
Plug gauge according to 60 947-7-1	Size	B 6
Continuous current of terminal for conductor size		
Continuous rating of cross-connection 2...5-pole	A	(QL 2...5) 47
Continuous rating of cross-connection 6...10-pole	A	(QL 6...10) 36

UL/CSA rated data

Voltage/current/conductor size	UL	600 V/35 A/18...8 AWG
Voltage/current/conductor size	CSA	600 V/45 A/18...8 AWG

Ordering data

Without test socket screw	Type		Cat. No.	Qty.
With open back wall for cross-connection			0134120000	25
With 4 test socket screws Ø 4 mm				
With 2 test socket screws Ø 4 mm				
With 1 test socket screw Ø 4 mm				

End plate/partition/small partition (thickness mm)

AP	Type	Cat. No.	Qty.
TW			
		0134220000	20
		0257120000	20

Cross-connection

QL	QB 4	2-pole	QL 2	0135500000	50
		3-pole	QL 3	0135600000	50
		4-pole	QL 4	0135700000	50
		10-pole	QL 10	0338500000	20
		25-pole	VH 23	0348700000	50
VL	BS	SS M4	BS M 4 x 30	0267100000	50
			SS M 4	0136400000	100
			VL 2	0135800000	50
			BS M 4 x 9	0103300000	100
			SS M 4	0136400000	100
			VL 2	0135900000	50

Dummy plug

	made from plastic, to be used as dummy when plug is pulled
--	--

Test plug/socket

PS 4	PS 4	0299600000	20
------	------	-------------------	----

StB	Plug-in test socket (QL cannot be used)	StB 13.5	0135200000	50
-----	---	----------	-------------------	----

Disconnect plug (spare)

--	--	--	--	--

Marking tags

						DEK	Standard
--	--	--	--	--	--	-----	----------

Mounting rails, end brackets, further marking materials see section "Accessories"

SAKA 10

12/82/55.5

12 mm/M 4/5.5 x 1.0

500 V/47 A/10 mm²

6 kV/3

1.2...2.4

4

0.5...10

1.5...10

0.5...10

0.5...10

B 6

(QL 2...5) 47

(QL 6...10) 36

600 V/35 A/18...8 AWG

Cat. No. Qty.

0134120000 25

Type Cat. No. Qty.

AP (3.0) **0134220000** 20

TW (3.0) **0257120000** 20

QL 2 **0135500000** 50

QL 3 **0135600000** 50

QL 4 **0135700000** 50

QL 10 **0338500000** 20

VH 23 **0348700000** 50

BS M 4 x 30 **0267100000** 50

SS M 4 **0136400000** 100

VL 2 **0135800000** 50

PS 4 **0299600000** 20

StB 13.5 **0135200000** 50

DEK 5 section "Accessories"

SAKB 10

10/65/52.5

12 mm/M 4/5.5 x 1.0

500 V/57 A/10 mm²

6 kV/3

1.2...2.4

4

0.5...10

1.5...10

0.5...10

0.5...10

B 6

(QL 2...5) 47

(QL 6...10) 36

600 V/45 A/18...8 AWG

Cat. No. Qty.

0134920000 40

Type Cat. No. Qty.

AP (3.0) **0146720000** 20

TW (3.0) **0242920000** 20

QL 2 **0114100000** 100

QL 3 **0114300000** 50

QL 4 **0114500000** 50

QL 10 **0338400000** 20

BS M 4 x 9 **0103300000** 100

SS M 4 **0136400000** 100

VL 2 **0135900000** 50

PS 4 **0299600000** 20

StB 16 **0140200000** 50

DEK 5 section "Accessories"

SAKC 4 SAKC 4/35

6.5/40/51.5/67

12 mm/M 3/3.5 x 0.6

400 V/25 A/4 mm²

6 kV/3

0.5...1.0/0.5

2/1

0.5...6

1.5...4

0.5...4

0.5...4

A 4

(QB 2...25) 10

300 V/-/22...12 AWG

300 V/25 A/22...10 AWG

Qty. Qty.

0340720000 100 **0357520000** 100

Type Cat. No. Qty.

AP (1.5) **0117920000** 20

QB 2¹⁾ **0482700000** 100

QB 3¹⁾ **0482800000** 50

QB 4¹⁾ **0482900000** 50

QB 25 blank¹⁾ **0134000000** 20

VH 14 **0299700000** 50

BS M 4 x 20 **0362800000** 100

SS M 4 **0136400000** 100

BST 4 green **1339050000** 500

BST 4 red **1339060000** 500

BST 4 blue **1339080000** 500

PS 2.3 **0180400000** 20

TST 4 **1380600000** 20

ZI WE **0623060000** 10

DEK 6.5 section "Accessories"

SAKC 10 SAKC 10/35

12/65/52.5/70.5

12 mm/M 4/5.5 x 1.0

500 V/27 A/10 mm²

6 kV/3

1.2...2.4

4

0.5...10

1.5...10

0.5...10

0.5...10

B 6

(QL 2...5) 47

(QL 6...10) 36

600 V/25 A/20...10 AWG

Qty. Qty.

0324020000 50

Type Cat. No. Qty.

AP (3.0) **0146720000** 20

TW (3.0) **0242920000** 20

QL 2 **0135500000** 50

QL 3 **0135600000** 50

QL 4 **0135700000** 50

QL 10 **0338500000** 20

VH 14 **0299700000** 50

BS M 4 x 20 **0362800000** 100

SS M 4 **0136400000** 100

PS 4 **0299600000** 20

StB 13.5 **0135200000** 50

TST 10 **0462700000** 20

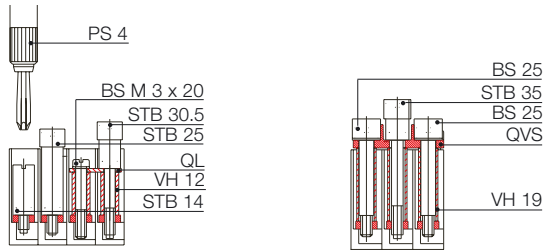
DEK 6.5 section "Accessories"

¹⁾ When using QB, the rated cross-section is reduced to max. 2.5 mm²

Disconnect test terminals

Accessories

for WTL 6/1, WTQ 6/1, WTD 6/1, SAKT 1, SAKT 2



Cross-connection slide QVS...

Connection sleeves VH 19 and fixing screws BS 25 (or test socket STB 35) are required for attaching QVS to individual terminals.

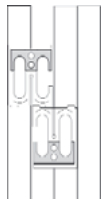
The fixing screws are provided with a coloured insulating sleeve (for easy identification) and screwdriver guiding. The cross-connection slides are designed in such a way that the test sockets which are arranged in terminals remain accessible for test plugs in every position.

The 2-pole version, type QVS 2S, is so designed to permit sliding with plugged-in test plugs. If you desire testing to be still available with inserted QVS, you can use test socket STB 35 for attachment.

The creepage and clearance distances required for the rated voltage of the terminal, are modified if accessory parts are installed.

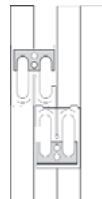
Test sockets of type STB are screwed into the current bar of the terminal. They are used for receiving test plugs, type PS 4, or cross-connecting plugs, type QS2.

QVSK 2 (167036)

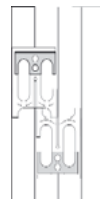


SAKT2

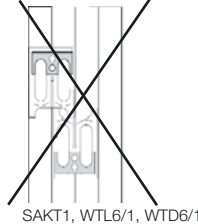
QVS 2 (030730)



SAKT1, WTL6/1, WTD6/1



SAKT2



SAKT1, WTL6/1, WTD6/1

Cross-connections WQV

Cross-connections WQV allow to connect adjoining terminals with safe finger- and wrist-contact, thus conforming to VBG 4.

Cross-connection links QL

In connection with disconnect test terminals, types SAKT 1, SAKT 2 and SAKT 4, cross-connection links, type QL, are used as permanent, i. e. non-switchable, cross-connections. Connection sleeves VH 12 and fixing screws BS M 3 x 20 (or test sockets STB 30.5) are required for attachment. The creepage and clearance distances required for the rated voltage of the terminal, can be modified by installing accessory parts. This applies in particular to cross-connections between adjoining terminals with different potentials.

Cross-connection bridge WKB

WKB can already be inserted from the top into the cross-disconnect terminal, type WTQ 6/1. Connection and disconnection can be realized using the slide link.

Cross-connection bridge QB

QB can already be inserted from the top into the cross-disconnect terminal strip SAKT 1/QT. Connection and disconnection can be realized using the slide link.


Rated voltage

with adjoining QVS	63 V	with adjoining WQV	to 400 V	with adjoining STB 25	63 V
with adjoining STB 35	63 V	with adjoining QL	250 V	with adjoining STB 30.5	63 V

Partitions of type TW or small partitions of type TSch must be used to preserve the rated voltage; with the exception of WQV.

SSP WTL, SSP 3 and SSP 4 prevent the unintentional opening or closing of current circuits. They block the slide link in its current position. The disconnect lock can be easily pressed into the terminal from above. Removal, however, is only possible with a tool.

STB 35



Type	Colour	Cat. No.	Qty.
STB 35	yellow	0389000000	50
STB 35	green	0388900000	50
STB 35	violet	0389100000	50
STB 35	black	0388500000	50
STB 35	grey	0388600000	50
STB 35	blue	0388700000	50
STB 35	red	0388800000	50

STB14	0169900000	50
-------	------------	----

STB 30.5 STB 25



Type	Colour	Cat. No.	Qty.
STB305	black	0341000000	50
STB305	grey	0341100000	50
STB305	blue	0341200000	50
STB305	red	0341300000	50
STB305	green	0341400000	50
STB305	yellow	0341500000	50
STB305	violet	0341600000	50

STB25	yellow	0267200000	50
STB25	green	0271200000	50
STB25	violet	0271300000	50
STB25	black	0271500000	50
STB25	grey	0271400000	50
STB25	blue	0343400000	50
STB25	red	0343300000	50

WTW

Partitions for snapping onto the mounting rail



Width/length/height (mm)
w. TS 32 3/80/63
w. TS 35 x 7.5 3/80/63

Type	Qty.
WTW	1058800000 20

STB 14



BS 25

Fixing screw



Type	Colour	Cat. No.	Qty.
BS 25	yellow	0335700000	50
BS 25	green	0335600000	50
BS 25	violet	0335800000	50
BS 25	grey	0335300000	50
BS 25	black	0335200000	50
BS 25	blue	0335400000	50
BS 25	red	0335500000	50
BS 25	blank	0334700000	50

VH 19	0318000000	50
-------	------------	----

CuZn 39
(Copper-alloy)

BS

Fixing screw



Type	Cat. No.	Qty.
BS M 3 x 20	0377100000	100

CuNi 60
(Copper-alloy)

VH 12	0249000000	100
-------	------------	-----

E-Cu 57
(Copper-alloy)

VH 19

Connection sleeve



Type	Cat. No.	Qty.
QVS 2	2-pol.0307300000	20
QVSK 2	2-pol.1670360000	20
QVS 3	3-pol.0329300000	20
QVS 4	4-pol.0307400000	20
QVS 2S	2-pol.0358460000	20

WKB 1/22-pol.	1604280000	50
---------------	------------	----

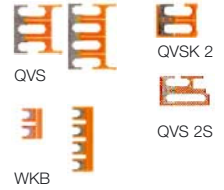
WKB 1/33-pol.	1604300000	50
---------------	------------	----

WKB 1/44-pol.	1604320000	50
---------------	------------	----

WKB1/1010-pol.	1604330000	20
----------------	------------	----

QVS, WKB

Cross-connection slide



Type	Cat. No.	Qty.
QVS 2	2-pol.0307300000	20
QVSK 2	2-pol.1670360000	20
QVS 3	3-pol.0329300000	20
QVS 4	4-pol.0307400000	20
QVS 2S	2-pol.0358460000	20

WKB 1/22-pol.	1604280000	50
---------------	------------	----

WKB 1/33-pol.	1604300000	50
---------------	------------	----

WKB 1/44-pol.	1604320000	50
---------------	------------	----

WKB1/1010-pol.	1604330000	20
----------------	------------	----

WQV

Cross-connection (complete)



Type	Cat. No.	Qty.
WQV 6/2	1052360000	50
WQV 6/3	1054760000	50
WQV 6/4	1054860000	50
WQV 6/5	1062660000	50
WQV 6/7	1062670000	50
WQV 6/10	1052260000	20

E-Cu 57
(Copper-alloy)

QL 2	2-pole	0194300000	50
------	--------	------------	----

QL 3	3-pole	0194400000	50
------	--------	------------	----

QL 4	4-pole	0194500000	50
------	--------	------------	----

QL 5	5-pole	0220500000	50
------	--------	------------	----

QL 6	6-pole	0220600000	50
------	--------	------------	----


QL 10	10-pole	0338300000	20
-------	---------	------------	----

QL 15	15-pol.	0221200000	10
-------	---------	------------	----

E-Cu 57			
---------	--	--	--

(Copper-alloy)			
----------------	--	--	--

Terminals for containment areas in nuclear power stations



REPORT NO. 42542-1 DIVISION D
 WYLE JOB NO. 42542
 CUSTOMER 92.8048/999/QW
 P. O. NO. _____
 PAGE 1 OF 1317 PAGE REPORT A
 DATE August 26, 1993
 SPECIFICATION (S) See references
in Paragraph 5.0

1.0 CUSTOMER Weldmüller
 ADDRESS Kilgenbrunnstraße 16, Postfach 3030, 5340 Detmold, Germany

2.0 TEST SPECIMEN Terminal Blocks

3.0 MANUFACTURER Weldmüller

4.0 SUMMARY

A Nuclear Environmental Qualification Test Program was performed on 67 test groups of various Weldmüller terminal blocks in accordance with Wyle Laboratories Nuclear Environmental Qualification Plan, 42541-00, Revision A. The test program was performed October 2, 1992 through June 25, 1993.

(714)

STATE OF ALABAMA } Alabama Professional COUNTY OF MADISON } Engineer Reg. No. 16311 Joseph L. McMillen, P.E. Engineer and Architect My Commission expires September 7, 1995	PREPARED BY <u>[Signature]</u> 8/27/93 APPROVED BY <u>[Signature]</u> 8/27/93 WYLE G. A. [Signature] 8-27-93 WYLE LABORATORIES SCIENTIFIC SERVICES & SYSTEMS GROUP HUNTSVILLE, ALABAMA
---	--

Terminals for containment areas in nuclear power stations

The containment areas of a nuclear power stations demand high requirements from the products used there. Years of radioactive radiation must not cause a failure, and if a failure occurs, e.g. a vapour leak caused by a burst coolant line, signals must be still be transmitted correctly.

Problems can especially occur when vapour condenses on the terminals. If unsuitable terminals are used, leakage currents can develop which may cause signal distortion. Therefore, only products, that correspond to IEEE Class 1E, may be installed in safety areas.

A special feature of the tests performed on Weidmüller terminals is that not only the insulation impedance was measured after an emergency was simulated, but also the leakage currents were recorded during the LOCA tests (Loss Of Coolant Accident, leakage of main coolant pipe).

Weidmüller also offers, for this type of application, a product range that fulfils these requirements, based on the special material EP epoxy ester resin with inorganic filling material.

The vast number of test results, recorded by Wyle Laboratories, permit authorising bodies to autonomously evaluate Weidmüller products for application in safety areas Class 1E (fault simulation test profile 4) and for general areas in nuclear power stations (fault simulation test profile 1).

Basic: **IEEE 323 – 1983**
“IEE Standard for Qualifying of Electric Equipment, Important to Safety for Nuclear Generating Stations”

IEE 344 – 1987
“IEEE Recommended Practices for Seismic Qualification of Class 1 E Equipment for Nuclear Generating Stations”

Test institute: Wyle Laboratories, Huntsville, Alabama, USA

Time of testing: 1992-1993

The following tests that are laid down in the IEEE standards are the basis for qualification:

1. Baseline functional test / Initial values

- ⊙ Insulation resistance
- ⊙ Contact resistance

2. Radiation exposure simulation

- ⊙ Total dosage: 220 Mrad
- ⊙ Dosage rate: 1 Mrad/h
- ⊙ Insulation resistance after Pollution

3. Thermal ageing corresponding to 40 years operation at ambient temperature

- ⊙ 32 °C = 90 °F outside the containment area
- ⊙ 65 °C = 150 °F inside the containment area
- ⊙ Accelerated ageing
- ⊙ Insulation resistance after pollution

4. Seismic simulation

- ⊙ 5 OBE, 1 SSE test in 3 axes
- ⊙ Monitoring of the electrical functions

5. Accident simulation

- ⊙ Inside and outside the containment area
- ⊙ Monitoring of leakage currents for various applications during the accident simulation
- ⊙ Insulation impedance after pollution

6. Final function test / end values

- ⊙ Contact resistance
- ⊙ Visual inspection

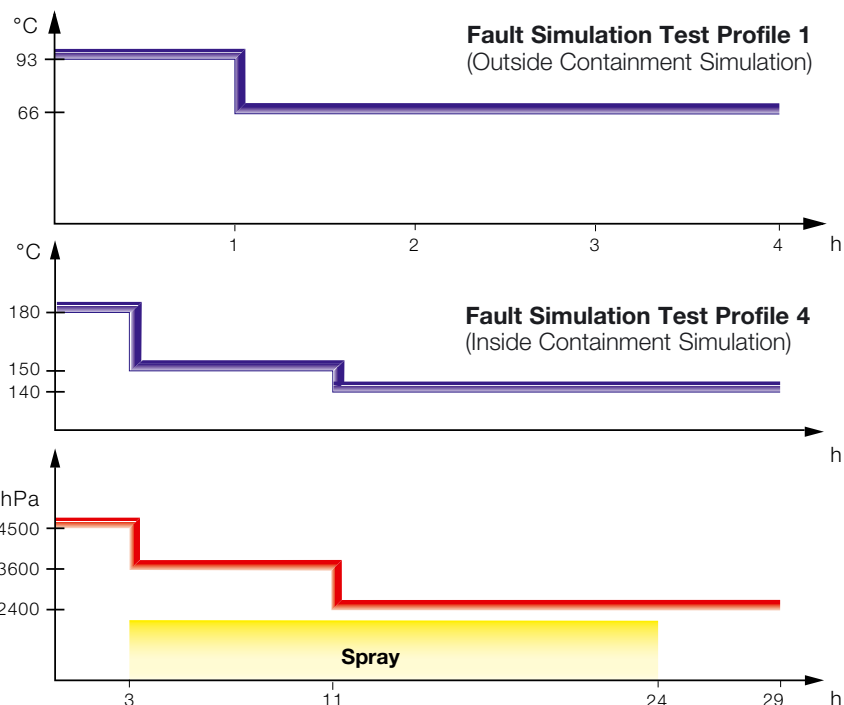
Along with the special terminals for the internal safety area, that comply with the tests according to Class 1E, Weidmüller has performed a range of standard terminal, intensive tests according to test profile 1. They comply fully with the requirements of terminals outside the safety area.

Fault simulation test profile 1 Typical PWR Outside Containment Simulation

During the 4-hour test, ample steam is applied for temperature control. This simulation is performed with atmospheric air pressure.

Fault simulation test profile 4 Typical PWR Inside Containment Simulation

During the 29-hour test, ample steam is applied for temperature control. In the period 3 to 24 hours, a chemical spray is applied to the test installation, or alternatively a demineralising spray. This simulation is performed with increased pressure of max. 4500 hPa (4.5 bar).



Feed-through terminals within the safety area, tested according to test profile 4



SAK 4



SAKH 10



SAKH 35



Dimensions/approvals

Width/length/height (mm)	with TS 32	↷
Width/length/height (mm)	with TS 35 x 7.5	↷
Insulation stripping length/terminal screw/screwdriver blade		

VDE rated data, 0611 Part 1/IEC 60 947-7-1

Rated voltage/current/cross-section		
Rated impulse voltage/pollution severity		
Rated peak current for 1 sec		

Further technical data

Tightening torque load	Nm	
Torque setting with DMS 2 electric screwdriver DMS 3		

Clampable conductor

Solid H07V-U	mm ²	
Stranded H07V-R	mm ²	
Flexible H07V-K	mm ²	
Flexible H07V-K with ferrule according to DIN 46 228/1	mm ²	
Plug gauge according to IEC 60 947-7-1	Size	

6.5/40/51.5

12/M 3/3.5 x 0.6

800 V/32 A/4 mm²
8 kV/3
720 A

0.5...1.0
2

0.5...6
1.5...6
0.5...4
0.5...4
A 4

14/57/76.5

12/M 4/5.5 x 1

1000 V/57 A/10 mm²
8 kV/3
1800 A

1.2...2
4

1.5...16
16¹⁾
2.5...10
1...10
B 6

18/125/90

20/M 6/6.5 x 1.2

1000 V/125 A/35 mm²
8 kV/3
6300 A

2.5...4
6

6...16
16...50
16...50
10...35
B8

Ordering data

Version

Steel clamp yoke	
CuNi clamp yoke	

↷	Cat. No.	Qty.
	0128300000	100
	0168800000	100

↷	Cat. No.	Qty.
	0126700000	50
	1104700000	20

↷	Cat. No.	Qty.
	1596240000	20
	1593540000	20

End bracket

WEW



Type	Cat. No.	Qty.
EWK 1	0693060000	50

Type	Cat. No.	Qty.
WEW	1067660000	50

Type	Cat. No.	Qty.
WEW	1067660000	50

Partition/end plate

TW



TW/SAK4	0130100000	20
---------	------------	----

AP/SAKH 10	0131700000	20
------------	------------	----

TW/SAK 35	0304300000	20
-----------	------------	----

Marking tags

Print

DEK Standard



DEK

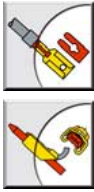
DEK 6.5	section "Accessories"
---------	-----------------------

DEK 6.5	section "Accessories"
---------	-----------------------

DEK 6.5	section "Accessories"
---------	-----------------------

¹⁾ Tightening torque for 16 mm² : 2 Nm

Feed-through terminals within the safety area, tested according to test profile 4



KMVF



KMVF



KMVT



KMVT



Dimensions/approvals

Width/length/height (mm)	with TS 32	6/70/54
Width/length/height (mm)	with TS 35 x 7.5	
Insulation stripping length/terminal screw/screwdriver blade		

VDE rated data, 0611 Part 1/IEC 60 947-7-1

Rated voltage/current/cross-section	800 V/16 A/2.5 mm ²	800 V/16 A/2.5 mm ²	800 V/12/6 A/0.5 mm ²	800 V/12/6 A/0.5 mm ²
Rated impulse voltage/pollution severity	8 kV/3	8 kV/3	8 kV/3	8 kV/3
Rated peak current for 1 sec				

Further technical data

Max. continuous current of terminal total/terminal	20 A	20 A	12A/6A	12A/6A
--	------	------	--------	--------

Clampable conductor

Solid H07V-U	mm ²			
Stranded H07V-R	mm ²			
Flexible H07V-K	mm ²	0.5...2.5	0.5...2.5	AWG 24 - 18
Flexible H07V-K with ferrule according to DIN 46 228/1	mm ²			
Plug gauge according to IEC 60 947-7-1	Size			

Ordering data

Version

Version	Cat. No.	Qty.	Version	Cat. No.	Qty.	Version	Cat. No.	Qty.	Version	Cat. No.	Qty.
	0249100000	50		0249200000	50		0249300000	50		0249400000	50

End bracket

Type	Cat. No.	Qty.	Type	Cat. No.	Qty.	Type	Cat. No.	Qty.	Type	Cat. No.	Qty.
EWK 1	0693060000	50	EWK 1	0693060000	50	EWK 1	0693060000	50	EWK 1	0693060000	50



Marking tags

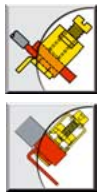
Print

	DEK	Standard	DEK 5	section "Accessories"	DEK 5	section "Accessories"	DEK 5	section "Accessories"	DEK 5	section "Accessories"
--	-----	----------	-------	-----------------------	-------	-----------------------	-------	-----------------------	-------	-----------------------

DEK

Power supply

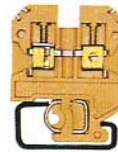
Feed-through terminals outside the safety area, tested according to test profile 1




AKZ 4



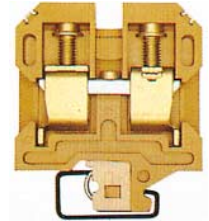
SAK 2.5



SAK 6 N



SAK 35



Dimensions/approvals

Width/length/height (mm)	with TS 15	6/27/30
Width/length/height (mm)	with TS 32	
Width/length/height (mm)	with TS 35 x 7.5	
Insulation stripping length/terminal screw/screwdriver blade		8 mm/M 3/3.5 x 0.6

VDE rated data, 0611 Part 1/IEC 60 947-7-1

Rated voltage/current/cross-section		400 V/32 A/4 mm ²
Rated impulse voltage/pollution severity		6 kV/3
Rated peak current for 1 sec		720 A

Further technical data

Tightening torque load	Nm	0.5...1.0
Torque setting with DMS 2 electric screwdriver		2

Clampable conductor

Solid H07V-U	mm ²	0.5...6
Stranded H07V-R	mm ²	1.5...4
Flexible H07V-K	mm ²	0.5...4
Flexible H07V-K with ferrule according to DIN 46 228/1	mm ²	0.5...4
Flexible H07V-K and AEH with plastic insul. collar	mm ²	0.5...4
Plug gauge according to IEC 60 947-7-1	Size	A 3
Continuous current rating of terminal block for conductor size		38.5 A/6 mm ²

UL/CSA rated data

Voltage/current/conductor size	UL	300 V/27A/22...12 AWG
Voltage/current/conductor size	CSA	300 V/10 A/24...12 AWG

UL/CSA DNV

6/27/30

UL/CSA DNV

6/36.5/46.5

UL/CSA LR DNV

8/40/51.5

UL/CSA LR DNV

18/58/67.5

Ordering data

Version	Type	Cat. No.	Qty.
KrG	TS 15	0294320000	100
Wemid			

Type	Cat. No.	Qty.
TS 15	0279620000	100

Type	Cat. No.	Qty.
TS 15	0193220000	100

Type	Cat. No.	Qty.
TS 15	0303520000	20

End plate/partition

Type	Cat. No.	Qty.
AP (1.5)	0294420000	20
TW	0118900000	20

Type	Cat. No.	Qty.
AP (1.5)	0279520000	20
TW (2.5)	0302820000	20

Type	Cat. No.	Qty.
AP (1.5)	0117920000	20
TW (2.5)	0130120000	20

Type	Cat. No.	Qty.
AP (3.0)	0303620000	10
TW (3.0)	0304320000	20

Cross-connection

WQV	Q4	2-pole	Q 2	0336400000	50
		3-pole	Q 3	0336500000	50
		4-pole	Q 4	0336600000	50
		10-pole	Q 10	0368600000	20

Q 2	0337000000	50
Q 3	0337100000	50
Q 4	0337200000	50
Q 10	0368700000	20

Q 2	0456700000	50
Q 3	0456800000	50
Q 4	0456900000	50
Q 10	0457000000	20

QL 2	0123600000	20
QL 3	0123700000	20
QL 4	0123800000	20
QL 10	0338600000	20

Test adapter

WTA	Strain relief

TSch 1	0319160000	100
--------	------------	-----

TSch 1	0319160000	100
--------	------------	-----

Test plug/socket

PS 2.3	STB 8.5	
STB 8.5	0215700000	50
PS 2.3	0180400000	20

STB 8.5	0280600000	50
PS 2.3	0180400000	20

STB 14	0169900000	50
PS 4	0299600000	20

STB 16	0140200000	50
PS 4	0299600000	20

Cover

WAD with symbol	
WAD white	
for self-labeling	

Group marking

T 5	WGB

Tag carrier	
for S 10-markers	

Marking tags

DEK	Standard	DEK 6	section "Accessories"
WS white	neutral		
WS	indiv. printed		

DEK 6	section "Accessories"
-------	-----------------------

DEK 8	section "Accessories"
-------	-----------------------

DEK 5	section "Accessories"
-------	-----------------------

Feed-through terminals outside the safety area, tested according to test profile 1

WDK 2.5



UL LR DNV

5/69/63
10 mm/M 2.5/3.5 x 0.6
400 V/24 A/2.5 mm ²
6 kV/3
450 A
0.4...0.6
1
0.5...4
1.5...4
0.5...2.5
0.5...2.5
0.5...2.5 ¹⁾
A 3
24 A/2.5 mm ²
300 V/20 A/22...12 AWG
300 V/20 A/26...12 AWG

Type	Cat. No.	Qty.
WAP	1021500000	100

Type	Cat. No.	Qty.
WTW	1058800000	20

Type	Cat. No.	Qty.
WQV 2.5/2	1053660000	50
WQV 2.5/3	1053760000	50
WQV 2.5/4	1053860000	50
WQV 2.5/10	1054460000	20

Type	Cat. No.	Qty.
WTA 4710	1649620000	5

Type	Cat. No.	Qty.
AD 3	0485400000	20x1m
HP 3	0485760000	20

Type	Cat. No.	Qty.
WT 4	1341060000	100
SF 10	0332400000	1000
SG 10	0332500000	1000

Type	Cat. No.	Qty.
DEK 5	section "Accessories"	
WS 8/5	1640740000	720
WS 8/5	1773360000	300

WDU 2.5N



UL LR DNV

5/44/37.5
10 mm/M 2.5/3.5 x 0.6
500 V/24 A/2.5 mm ²
6 kV/3
450 A
0.4...0.6
1
0.5...4
1.5...4
0.5...4
0.5...2.5
0.5...2.5 ¹⁾
A 3
24 A/2.5 mm ²
300 V/20 A/22...12 AWG
300 V/20 A/26...12 AWG

Type	Cat. No.	Qty.
WAP-WDU 1.5	1023700000	100

Type	Cat. No.	Qty.
TW (1.5)	0191860000	20

Type	Cat. No.	Qty.
WQV 2.5/2	1053660000	50
WQV 2.5/3	1053760000	50
WQV 2.5/4	1053860000	50
WQV 2.5/10	1054460000	20

Type	Cat. No.	Qty.
WTA 1	1632290000	25
WTA 1/ZA	1632300000	25
WTA 1/10	1632310000	5
ZE 1	1632150000	25


Type	Cat. No.	Qty.
PS 2.3 (ø 2.3)	0180400000	20
PS 2.0 (ø 2.0)	0293800000	20
STB 8.5 (ø 2.3)	0215700000	50
STB 8.5 (ø 2.0)	1269800000	50

Type	Cat. No.	Qty.
WAD 4	1072000000	50
WAD 4 white	1072100000	50

Type	Cat. No.	Qty.
T 5	0348500000	100
SF 10	0332400000	1000
SG 10	0332500000	1000

Type	Cat. No.	Qty.
DEK 5	section "Accessories"	
WS 12/5	1609860000	720
WS12/5	1773380000	300

WDU 4



UL LR DNV

6/60/47
10 mm/M 3/3.5 x 0.6
800 V/32 A/4 mm ²
8 kV/3
1080 A
0.5...1.0
2
0.5...6
1.5...6
0.5...6
0.5...4
0.5...4
A 4
46 A/6 mm ²
600 V/35 A/22...10 AWG
600 V/35 A/26...10 AWG

Type	Cat. No.	Qty.
WAP 2.5-10	1050000000	50

Type	Cat. No.	Qty.
WTW 2.5-10	1050100000	20

Type	Cat. No.	Qty.
WQV 4/2	1051960000	50
WQV 4/3	1054560000	50
WQV 4/4	1054660000	50
WQV 4/10	1052060000	20

Type	Cat. No.	Qty.
WTA 3	1632350000	25
WTA 3/ZA	1632360000	25
WTA 3/10	1632370000	5
ZE 1	1632150000	25

Type	Cat. No.	Qty.
PS 2.3 (ø 2.3)	0180400000	20
STB 8.5 (ø 2.3)	0280600000	50


Type	Cat. No.	Qty.
WAD 5	1053460000	50
WAD 5 white	1056060000	50

Type	Cat. No.	Qty.
WGB 5	1050760000	50

Type	Cat. No.	Qty.
T 5	0348500000	100
SF 10	0332400000	1000
SG 10	0332500000	1000

Type	Cat. No.	Qty.
DEK 6	section "Accessories"	
WS 12/6	1609900000	600
WS12/6	1609910000	120

WDU 10



UL LR DNV

10/60/47
12 mm/M 4/5.5 x 1.0
800 V/57 A/10 mm ²
8 kV/3
2880 A
1.2...2.4
4
1.5...16
1.5...16
1.5...16
1.5...16
1.5...16
1.5...16
B 6
76 A/16 mm ²
600 V/60 A/16...6 AWG
600 V/65 A/16...6 AWG

Type	Cat. No.	Qty.
WAP 2.5-10	1020300000	50

Type	Cat. No.	Qty.
WTW 2.5-10	1050100000	20

Type	Cat. No.	Qty.
WQV 10/2	1052560000	50
WQV 10/3	1054960000	50
WQV 10/4	1055060000	50
WQV 10/10	1052460000	20

Type	Cat. No.	Qty.
WTA 5/1	1051260000	25

Type	Cat. No.	Qty.
PS 2.3 (ø 2.3)	0180400000	20
PS 4 (ø 4)	0299600000	20
STB 8.5 (ø 2.3)	0280600000	50
STB 14 (ø 4)	0169900000	50


Type	Cat. No.	Qty.
WAD 8	1053560000	50
WAD 8 white	1056160000	50

Type	Cat. No.	Qty.
WGB 8	1050960000	50

Type	Cat. No.	Qty.
T 5	0348500000	100
SF 10	0332400000	1000
SG 10	0332500000	1000

Type	Cat. No.	Qty.
DEK 5	section "Accessories"	
WS 12/6.5	1609920000	540
WS12/6.5	1609930000	108

WDU 120/150



UL LR DNV

32/132/118
35 mm/M 10/S 6
1000 V/269 A/120 mm ²
8 kV/3
14400 A
10...20
35...150
35...150
B 13
309 A/150 mm ²
600 V/225 A/2...MCM 250 AWG
600 V/285 A/2...MCM 250 AWG

Type	Cat. No.	Qty.
	1024500000	10

Type	Cat. No.	Qty.
WQV 120/2	1063300000	5
WQV 120/3	1063400000	5

Type	Cat. No.	Qty.
PS 4	0299600000	20

Type	Cat. No.	Qty.
pluggable in screw head of connection system		

Type	Cat. No.	Qty.
with danger sign	1062860000	10
without danger sign	1062960000	10

¹⁾ Diameter optimized AEH for terminals in 5-mm grid: Cat. No.: **1333100000**