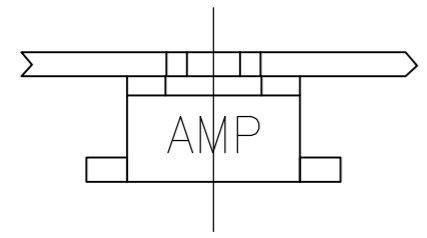


THIS DRAWING IS UNPUBLISHED. RELEASED FOR PUBLICATION
 © COPYRIGHT - By - ALL RIGHTS RESERVED.

LOC		DIST		REVISIONS			
P	LTR	DESCRIPTION		DATE	DWN	APVD	
AF	50	B		PLATING INFO UPDATED	25AUG14	PKS	RRP

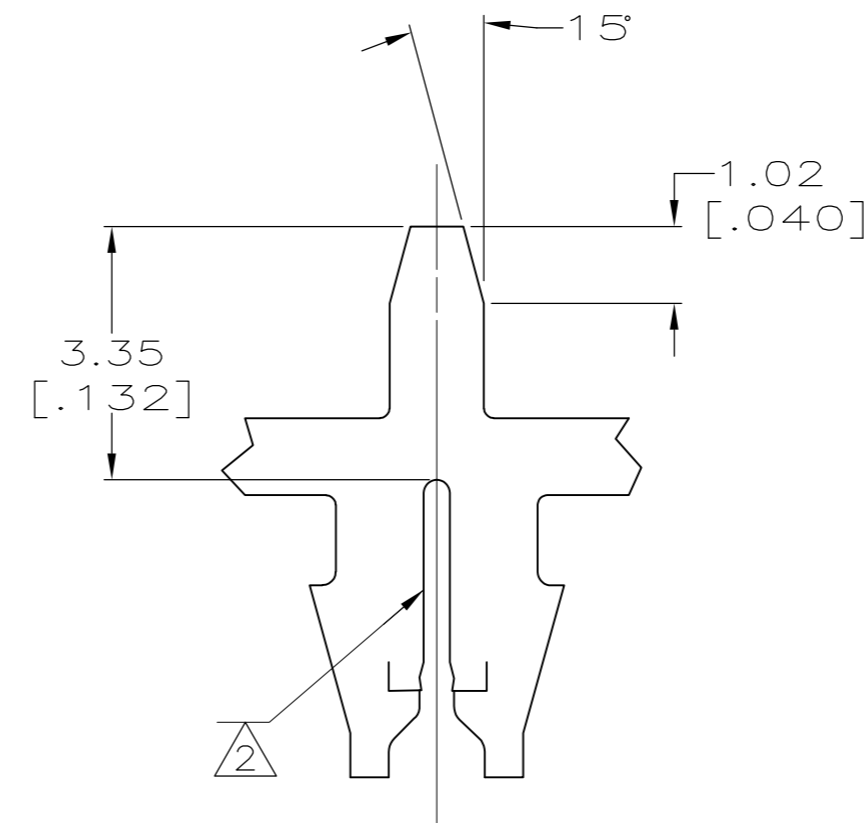
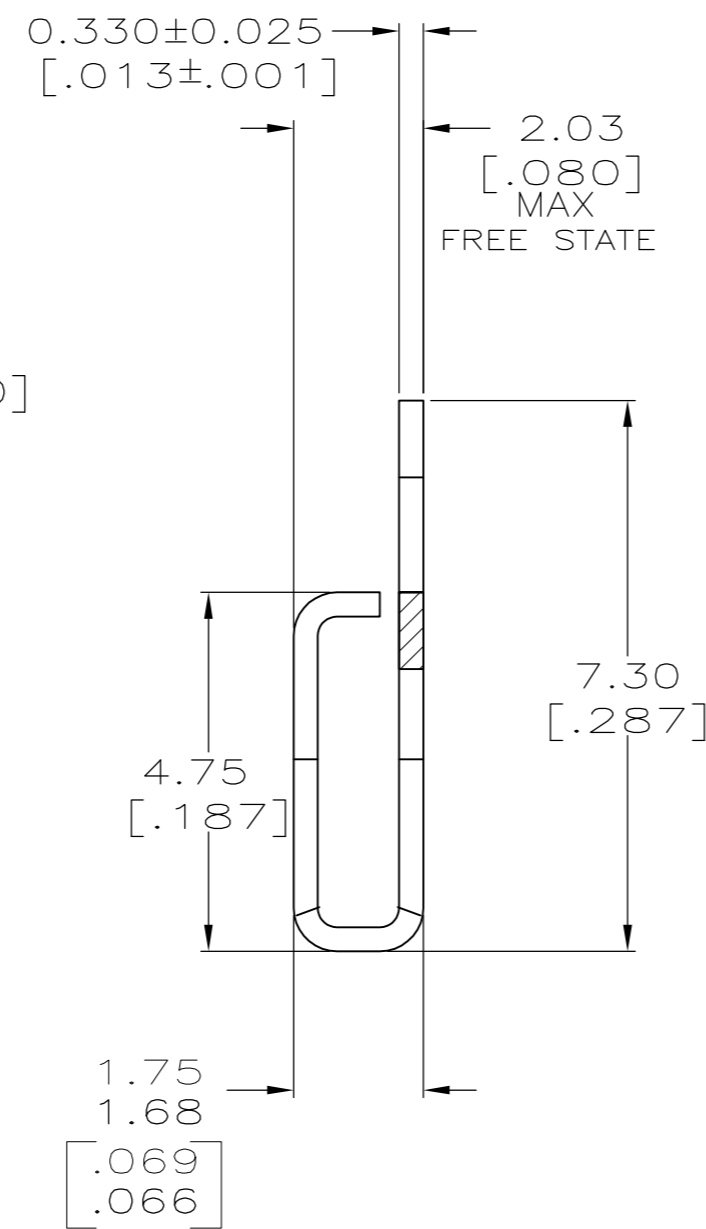
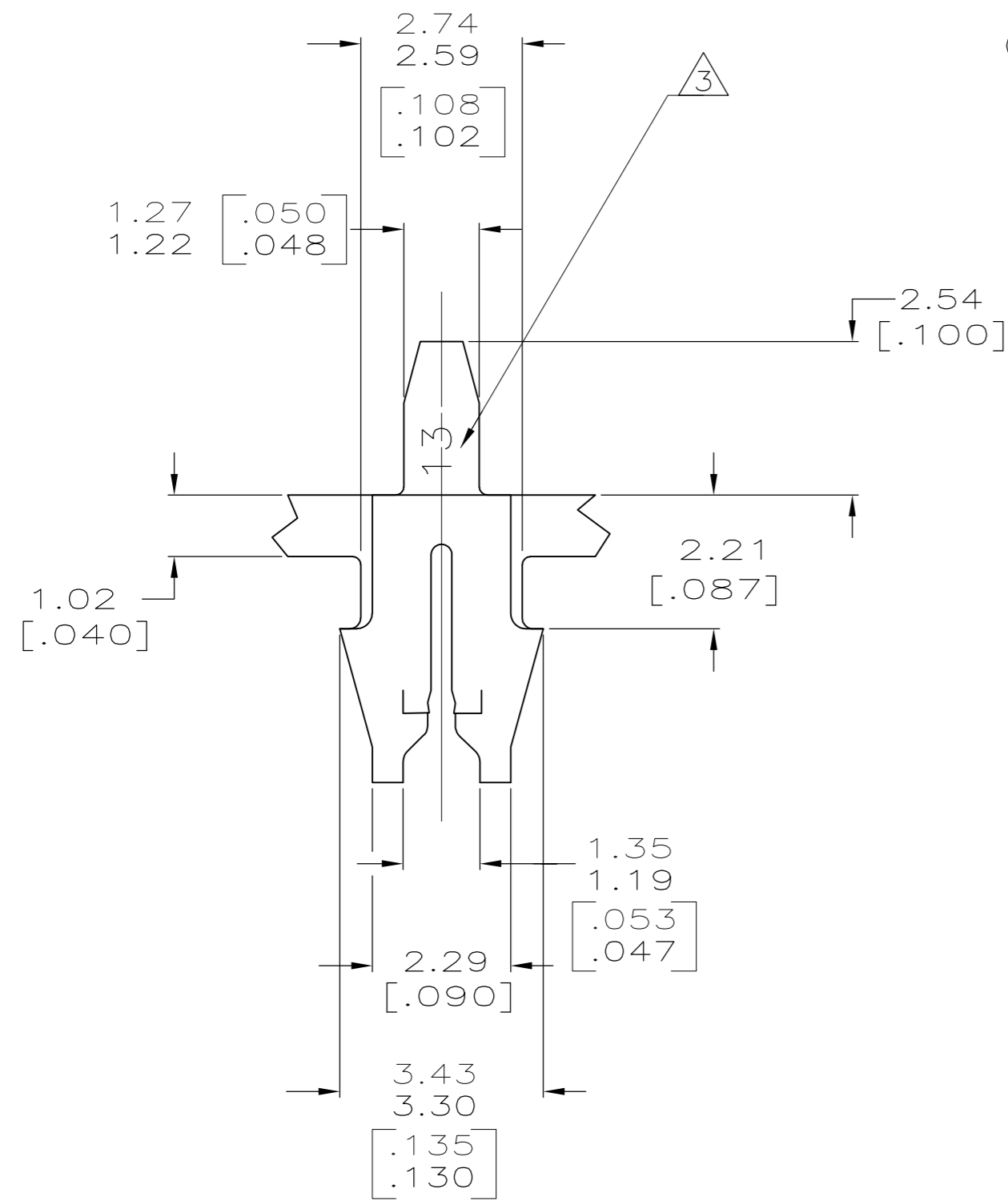


1 CONTINUOUS STRIP ON REELS WITH TERMINALS LOCATED ON 5.08±0.08 [.200±.003] CENTERS.

2 SLOT ACCEPTS 0.51-0.64mm [#24-#22] AWG COPPER MAGNET WIRE SINGLE WIRE ONLY.

3 IDENTIFICATION NUMBER 13 FOR WIRE SLOT SIZE.

4 TIN OVER NICKEL UNDERPLATE



63819-1

THIS DRAWING IS A CONTROLLED DOCUMENT.		DWN 29/OCT/94 MICHAEL S. FEHER	STE TE Connectivity	
DIMENSIONS: INCHES		CHK 31/OCT/94 JEFF R. RUTH		
TOLERANCES UNLESS OTHERWISE SPECIFIED:		APVD 31/OCT/94 NELSON E. NEFF	NAME TERMINAL, POSTED, MAG-MATE™	
0 PLC ± -		PRODUCT SPEC 108-2012	SIZE A2	CAGE CODE 00779
1 PLC ± -		APPLICATION SPEC 114-2069	DRAWING NO C=63819	RESTRICTED TO -
2 PLC ± 0.13 [.005]		MATERIAL H04 BRASS	SCALE 10:1	SHEET 1 of 1
3 PLC ± -		FINISH 4	REV B	
4 PLC ± -				
ANGLES ± 1°				